

79893B-100LED-3CCT

COMPACT 100W GENERAL-PURPOSE LED FLOOD LIGHT



Compact 100W, 120-277V Input

PRODUCT FEATURES

- Uniform, wide flood design (NEMA 7h × 7w distribution pattern)
- Heavy-duty, die cast aluminum housing featuring built-in glare visor and tempered glass lens
- Powered by 0–10V dimming LED drivers
- CCT Selection: Adjustable CCT (3000K, 4000K, or 5000K)
- Built-in dusk-to-dawn photocell behind translucent 3/4" threaded plug with anti-yellowing agent
- Heavy-duty slip fitter mount and trunnion mount options included
- Ambient operating temperature: –40°C/–40°F to 45°C/113°F
- UL listed for wet locations, IP65
- 0–10V dimming, 10% min
- Power Factor: >0.95
- THD: <20%
- LED chip lifetime: L70 >100,000 hrs @ 25°C/77°F ambient fixture temp
- Meets FCC Part 15, Part B, Class A standards for conducted and radiated emissions
- 18" input cable, pre-stripped
- Fixture impact rating IK07



ELECTRICAL SPECIFICATIONS

Catalog Number	Wattage	Lumens	Dimming	CCT*	Efficacy	CRI	Housing Color	Mounting	Input Voltage	Rated Life	Legacy Equivalent
79893B-100LED-3CCT	100W	12200 lm	0–10V	3000K	122 lm/W	>80	Bronze	Universal: 2 3/8" Slip fitter or trunnion	120–277V	50,000 hrs	400W MH
		14300 lm		4000K	143 lm/W						
		13400 lm		5000K	134 lm/W						

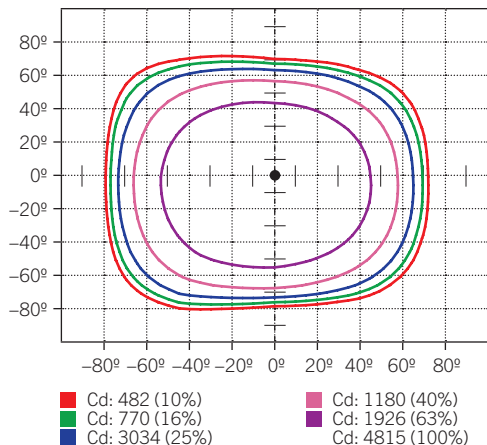
* Color Uniformity: CCT (Correlated Color Temperature) range as per guidelines outlined in ANSI C78.377-2017

79893B-100LED-3CCT

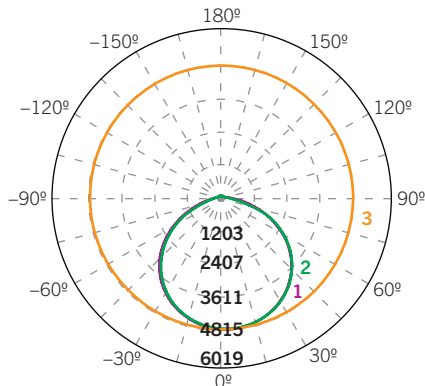
COMPACT 100W GENERAL-PURPOSE LED FLOOD LIGHT

PHOTOMETRIC SPECIFICATIONS

ISOCANDELA PLOT



LUMINOUS INTENSITY DISTRIBUTION



Average diffuse angle (50%): **114.2°**

1 Violet C0 – C180

2 Green C90 – C270

3 Orange G2

Unit: cd

FLUX DISTRIBUTION

Zone	Lumens	% Luminaire
Forward Light	6,890 lm	51.7%
0°–30°	1,901 lm	14.3%
30°–60°	3,804 lm	28.5%
60°–80°	1,156 lm	8.7%
80°–90°	28 lm	0.2%
Back Light	6,331 lm	47.5%
0°–30°	1,864 lm	14.0%
30°–60°	3,550 lm	26.6%
60°–80°	899 lm	6.7%
80°–90°	17 lm	0.1%
Up Light	106 lm	0.8%
90°–100°	6 lm	0.0%
100°–180°	100 lm	0.8%

BUG* Rating

Asymmetrical Luminaire Types

Type I, II, III, IV B3 U3 G2

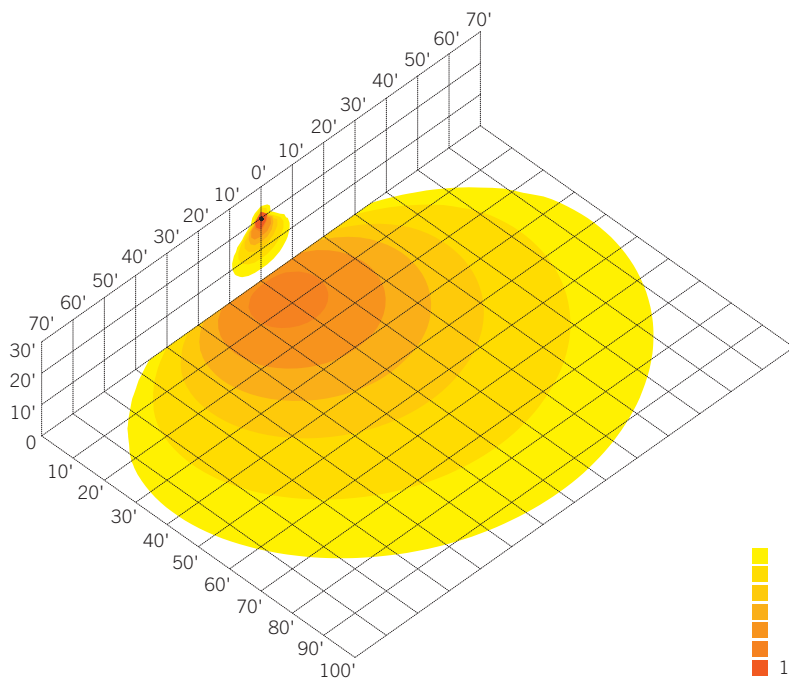
Quadrilateral Symmetrical Luminaire Types

Type V, Area Light B3 U3 G1

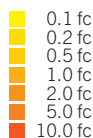
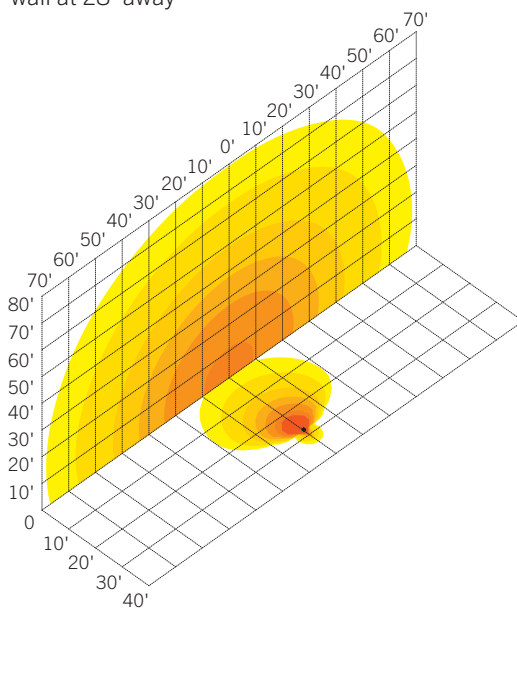
* Backlight, Uplight, Glare

LIGHT DISTRIBUTION PATTERNS (Isometric view from above)

Building exterior mounted at 20',
30° below horizontal



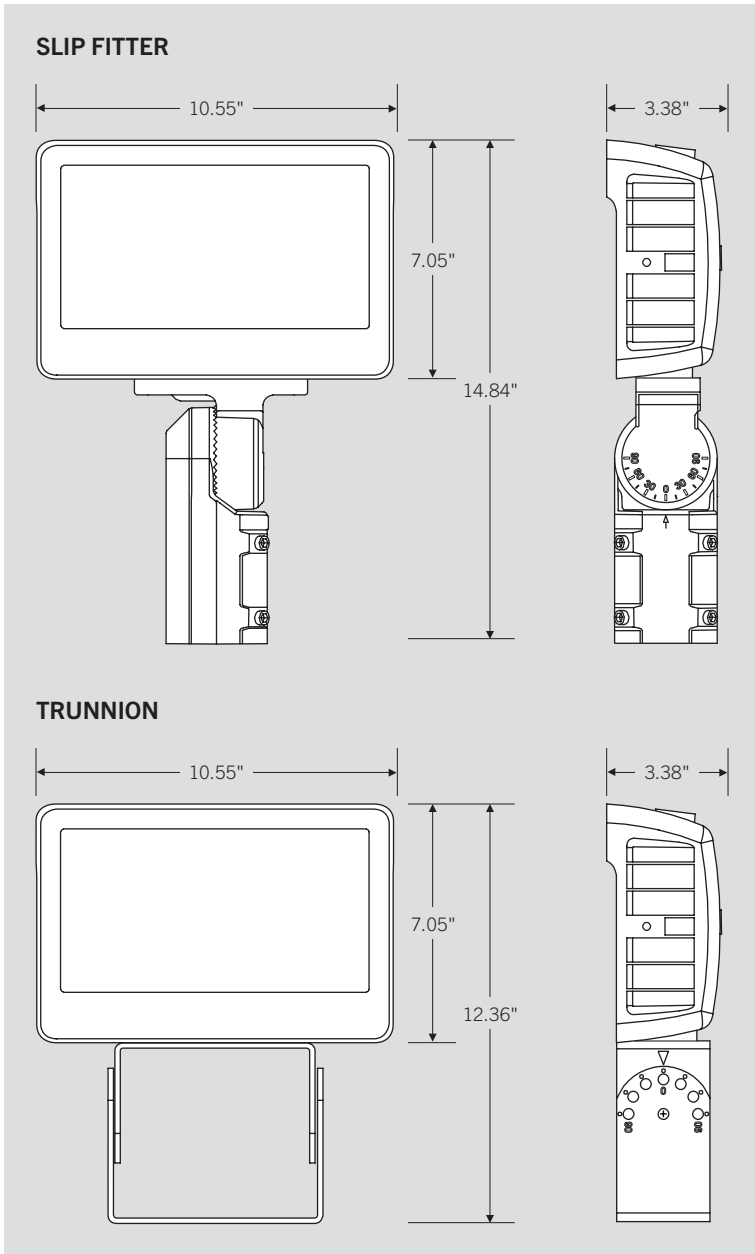
Ground mounted at 6" above ground,
10° above horizontal, shining towards building exterior
wall at 28' away



79893B-100LED-3CCT

COMPACT 100W GENERAL-PURPOSE LED FLOOD LIGHT

PHYSICAL SPECIFICATIONS

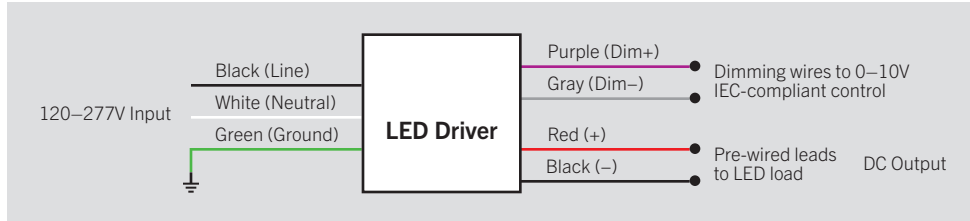


79893B-100LED-3CCT

COMPACT 100W GENERAL-PURPOSE LED FLOOD LIGHT

GENERAL SETUP INSTRUCTIONS

GENERAL WIRING DIAGRAM



Caution: Before installing, make certain that AC power to the fixture is off.

Caution: The electrical rating of this product is 120–277V. Installer must confirm that there is 120–277V at the fixture before installation.

PHOTOCELL ENABLE/DISABLE

This fixture is equipped with a dusk-to-dawn photocell behind the translucent knock-out (KO) cover. Adjust the dip switch to enable (ON) or disable (OFF) the photocell function (see illustrations to the right). Fixture comes preset with photocell enabled unless otherwise noted.

(CCT) ADJUSTMENT

This fixture is equipped with CCT Selection. There is an adjustable dip switch behind the translucent knock-out (KO) cover to change CCT between 5000K, 4000K, and 3000K (see illustrations to the right). Fixture comes preset at 5000K unless otherwise noted.

