

# 9013AM, 9014AM, 9015AM, 9016AM & 9017AM



Cypress 18 Flat Top Bollards

**AmberLED** L70 25° **147,000 Hours**



**NEW Soft Shine Low Glare White Cone Reflector**  
Daytime View      Nighttime View



**IES Type III & V Glass**  
9013AM & 9014AM



**LED Cone Reflector**  
9016AM



**Louvers**  
9015AM



**SoftLED LumaLens**  
Opal Array Lens

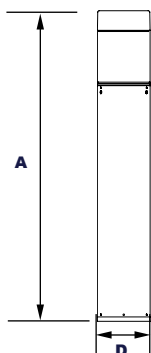


**Shown with "S5"**  
Sensor



**Shown with GFCI**

## Dimensions



**Diameter (D)** | 7" (178mm)  
**Height (A)** | 41 1/2" (1,057mm)

## Project Information:

<b>Project Name:</b> _____	<b>Fixture Type:</b> _____
<b>Complete Catalog #:</b> _____	<b>Date:</b> _____
<b>Comments:</b> _____	

The Incon AmberLED Cypress 18 Flat Top Bollards are designed to replace HID lighting systems up to 70w MH or HPS for wildlife, dark skies, or security applications requiring monochromatic AMBER light. LEDs operate between 585 and 595nm, greater than 560nm required for wildlife protection. These fixtures are ideal for retail centers, industrial parks, schools and universities, public transit and airports, office buildings and medical facilities.

### Specifications and Features:

#### Housing:

Extruded Aluminum Housing with Flush Mounting Base & Vandal-Resistant Screws, Flat Top, Internal Ballast Tray for Easy Maintenance. Bollards Can Be Cut to Custom Lengths Upon Request.

#### Listing & Ratings:

ETL: Listed for Wet Locations, ANSI/UL 1598, 8750; IP65 Sealed LED Compartment.

#### Finish:

Textured Architectural Bronze or Black Powdercoat Finish Over a Chromate Conversion Coating. Custom Colors Available Upon Request.

#### Style:

IES Type III or V Clear Prismatic Borosilicate Glass Refractor, Specially Designed Cone Reflector or Internal Louvers

#### Lens:

Clear UV-Stabilized Polycarbonate Vandal-Resistant Lens or SoftLED LumaLens UV-Stabilized Polycarbonate Opal Vandal-Resistant Lens

#### Mounting Options:

Mounting Kit with 8" Zinc-Plated Anchor Bolts, Included.

#### AmberLED:

Aluminum Boards

#### Wattage:

Array: 14.5w, System: 17w; (70w HID Equivalent)

#### Driver:

Electronic Driver, 120-277V, 50/60Hz; Less Than 20% THD and PF>0.90. Standard Internal Surge Protection 2kV. 0-10V Dimming Standard for a Dimming Range of 100% to 10%; Dimming Source Current is 150 Microamps.

#### Controls:

Fixtures Ordered with Factory-Installed Motion Sensor Controls are Internally Wired for Switching and/or 1-10V Dimming Within the Housing. Remote Direct Wired Interface of 1-10V Dimming is Not Implied and May Not Be Available, Please Consult Factory. Fixtures are Tested with InCon Controls and May Not Function Properly With Controls Supplied By Others. Fixtures are NOT Designed for Use with Line Voltage Dimmers.

#### Warranty:

5-Year Warranty for -40°C to +40°C Environment.

See Page 4 for Projected Lumen Maintenance Table.

## Certification & Listings:



# 9013AM, 9014AM, 9015AM, 9016AM & 9017AM



Cypress 18 Flat Top Bollards








**AmberLED** L70  
25° **147,000 Hours**

## Ordering Guide:

	<b>F</b>	<b>1X15</b>	<b>U</b>	<b>AM</b>				
<b>Model</b>	<b>Optics</b>	<b>Wattage</b>	<b>Driver</b>	<b>CCT</b>	<b>Lens</b>	<b>Color</b>	<b>Height</b>	<b>Options</b>
<b>9017AM</b> =Cypress 18 Round Flat Top Bollard with Soft Shine Low Glare White Cone Reflector <b>9016AM</b> =Cypress 18 Round Flat Top Bollard with LED Cone Reflector <b>9013AM</b> =Cypress 18 Round Flat Top Bollard with IES Type III Glass <b>9014AM</b> =Cypress 18 Round Flat Top Bollard with IES Type V Glass <b>9015AM</b> =Cypress 18 Round Flat Top Bollard with Louvers	<b>F</b> =Wide Beam Spread	<b>1X15</b> =15w	<b>U</b> =120-277V	<b>AM</b> =1400K	<b>(Leave Blank)</b> = Clear Lens <b>L</b> =SoftLED LumaLens Opal UV-Stabilized Polycarbonate Array Lens*  <b>*White Cone Reflector Only</b>	<b>Z</b> =Bronze <b>B</b> =Black <b>C</b> =Custom (Consult Factory)	<b>(Leave Blank)</b> 42" Standard Height <b>36</b> =36" Height <b>30</b> =30" Height	<b>SF</b> =Single Fuse* <b>DF</b> =Double Fuse* <b>SP</b> =Surge Protection <b>GF1</b> =GFCI Outlet, 15A, 120V <b>GSB</b> =180° Glare Shield, Black <b>GSZ</b> =180° Glare Shield, Bronze <b>GSC</b> =180° Glare Shield, Custom Color (Consult Factory) <b>S5</b> =Microwave Sensor with Dimming & Remote Programming. See P17125 Spec. Page for Details.* <b>BU</b> =Battery Backup, 90 Minutes* <b>BUC</b> =Cold Start Battery Backup, -20°C, 90 Minutes*  <b>*120-277V Models Only.</b>

**Order Information Example: 9013AMF1X15UAMZ36SF**

## Accessories & Replacement Parts:

<b>Mounting Accessories (Order Separately, Field Installed)</b>	<b>Accessories (Order Separately, Field Installed)</b>	<b>Replacement Parts (Order Separately, Field Installed)</b>
<p><b>BOLAN4</b> Mounting Kit, Includes Bracket &amp; Three (3) 4" Zinc-Plated Anchor Bolts</p> <p><b>BOLAN8</b> Mounting Kit, Includes Bracket &amp; Three (3) 8" Zinc-Plated Anchor Bolts</p> <p><b>BOLAN12</b> Mounting Kit, Includes Bracket &amp; Three (3) 12" Zinc-Plated Anchor Bolts</p> <p><b>BOLAN15</b> Mounting Kit, Includes Bracket &amp; Three (3) 15" Zinc-Plated Anchor Bolts</p> <p><b>BREBASE*</b> Bollard Retrofit Base Kit Adapts New Bollards to Most Existing Bolt Patterns. Fits all InCon Bollards. Die Cast with Powdercoat Finish, Hardware Included. 11½" Dia. x 1½" H</p> <p>*Specify Color: Z=Bronze, B=Black, C=Custom (Consult Factory)</p> <div style="display: flex; justify-content: space-around;">   </div> <p><b>BOLAN</b>      <b>BREBASE*</b></p> <p><b>*Shown Mounted</b></p>	<p><b>P17126</b> Remote Programming Tool for P17125</p>  <p><b>P17126</b></p>	<p><b>P17125</b> Internal Microwave Sensor with Dimming &amp; Remote Programming, 120-277V Only. See P17125 Spec. Page for Details.</p> <p><b>BOLPC</b> Replacement Round UV-Stabilized Polycarbonate Vandal-Resistant Lens</p> <p><b>BOLPCLL</b> Replacement SoftLED LumaLens Opal UV-Stabilized Polycarbonate Array Lens</p> <p><b>BORBASE*</b> Die Cast Base Plate with Powdercoat Finish Over a Chromate Conversion Coating.</p> <p><b>BOADP1</b> Adapter Plate with Gaskets for Outlet Boxes. Fits InCon Round Bollards. Die Cast with Bronze Powdercoat Finish.</p> <p>*Specify Color: Z=Bronze, B=Black, C=Custom (Consult Factory)</p> <p>For Replacement Battery Backup, see the InCon LED Battery Backup Specification Sheet.</p> <div style="display: flex; justify-content: space-around;">     </div> <p><b>P17125</b>      <b>BOLPC, BOLPCLL</b>      <b>BORBASE</b>      <b>BOADP1</b></p>

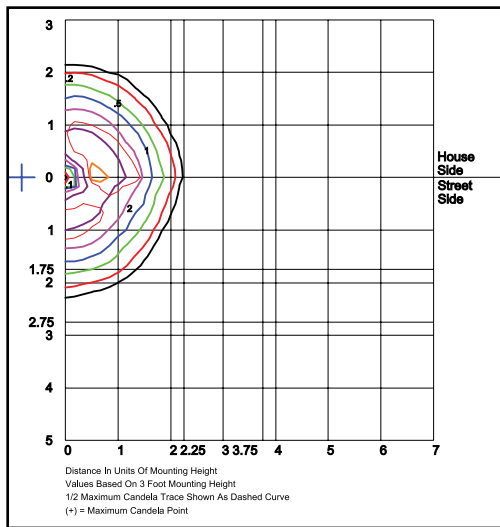
# 9013AM, 9014AM, 9015AM, 9016AM & 9017AM



Cypress 18 Flat Top Bollards

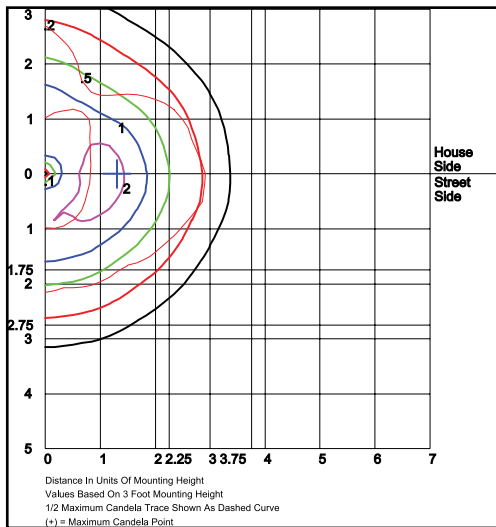
**AmberLED** **L70** **25°** **147,000 Hours**

## Photometric Data



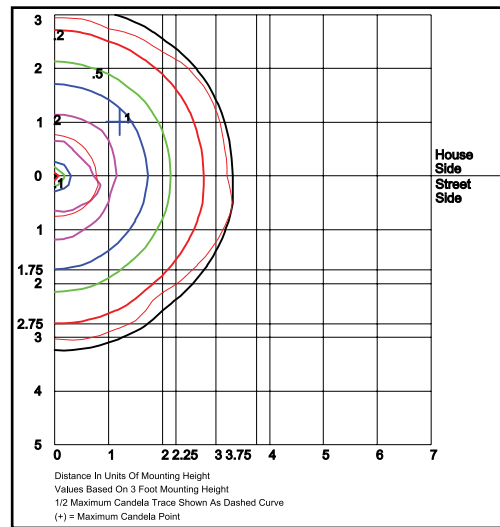
**9017AMF1X15UAM & 9016AMF1X15UAM**  
**Type V**

Grid in feet, Mounting Height = 3 ft.



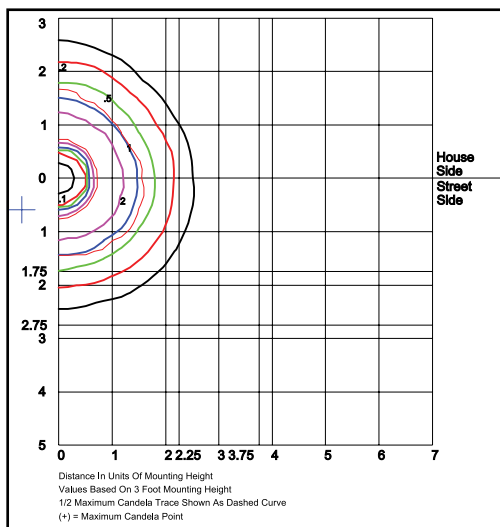
**9013AMF1X15UAM**  
**Type V**

Grid in feet, Mounting Height = 3 ft.



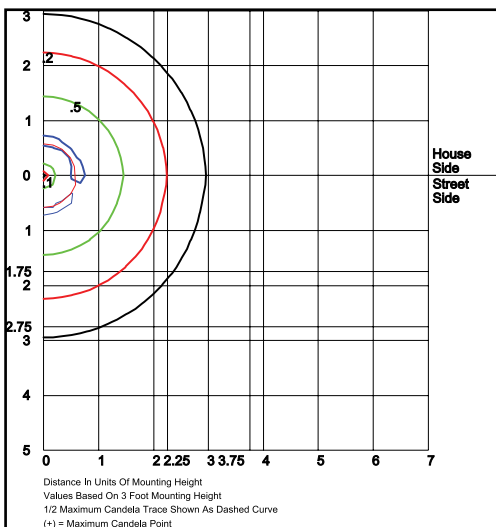
**9014AMF1X15UAM**  
**Type V**

Grid in feet, Mounting Height = 3 ft.



**9015AMF1X15UAM**  
**Type V**

Grid in feet, Mounting Height = 3 ft.



**9017AMF1X15UAML, LumaLens**  
**Type V**

Grid in feet, Mounting Height = 3 ft.

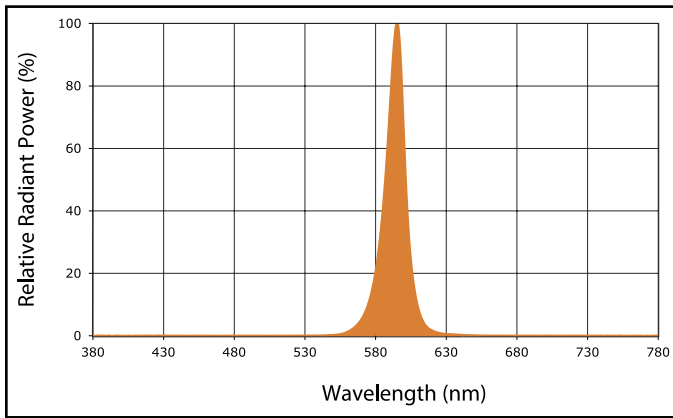
# 9013AM, 9014AM, 9015AM, 9016AM & 9017AM



Cypress 18 Flat Top Bollards

**AmberLED** **L70<sub>25°</sub>** **147,000 Hours**

## Spectral Chart



## Photometric Performance

LED Board Watts	Drive Current (mA)	Input Watts	Optics	Amber LEDs				
				Lumens	LPW	B	U	G
AmberLED 15w	116	17	Cone Reflectors	360	21	0	2	0
			9013AM Type III Glass	277	16	0	2	0
			9014AM Type V Glass	270	16	0	2	0
			9015AM Louvers	187	11	0	1	0

## Projected Lumen Maintenance

Data shown for Amber LEDs		Compare to MH				
TM-21-11	Input Watts	Initial	25,000 Hrs	50,000 Hrs	100,000 Hrs	Calculated LED Life
L70 Lumen Maintenance @ 25°C / 77°F	17	1.00	0.95	0.90	0.80	147,000
L70 Lumen Maintenance @ 50°C / 122°F		1.00	0.89	0.78	0.55	67,000
L80 Lumen Maintenance @ 40°C / 104°F		1.00	0.92	0.85	0.70	66,000

### NOTES:

- Projected per IESNA TM-21-11. Data references the extrapolated performance projections for the base model in a 25°C ambient, based on 10,000 hours of LED testing per IESNA LM-80-08.
- Compare to MH box indicates suggested Light Loss Factor (LLF) to be used when comparing to Metal Halide (MH) systems.