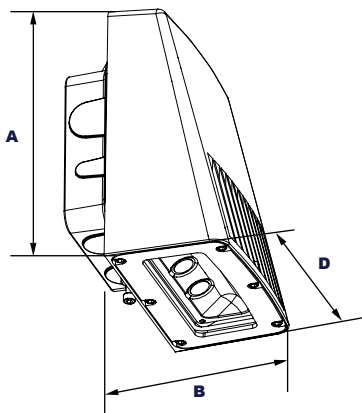




Shown with "KN" Knuckle Installed.

Dimensions



Width (D)	6" (152mm)
Height (A)	7 7/8" (200mm)
Length (B)	5 1/2" (130mm)
Length (B) with Knuckle	9 1/4" (235mm)

Project Information:

Project Name:	Fixture Type:
Complete Catalog #:	Date:
Comments:	

The Incon 9071C3 ColorLED Traveler 2C3 static color cut-off wall mounted or flood light luminaire is available with an optional knuckle mounting feature and in two wattages designed to provide accent colored light using Blue, Green, or Red COB LEDs. Typical lighting applications include retail centers, industrial parks, schools and universities, public transit and airports, office buildings and medical facilities. Mounting can be accomplished using ground attachment accessories and to heights of 12 feet based on light level and uniformity requirements.

Specifications and Features:

Housing:

Die-Cast Gasketed Aluminum Housing, Includes Cast-In Box Template and Built in Level. White Reflector. Nickel-Plated Stainless Steel Hardware.

Listing & Ratings:

ETL: Listed for Wet Locations, ANSI/UL 1598, 8750; IP66 Sealed LED Compartment.

Finish:

Textured Architectural Bronze Powdercoat Finish Over a Chromate Conversion Coating. Custom Colors Available Upon Request.

Lens:

Tempered Clear Flat Glass Lens.

Mounting Options:

Mount Directly Over Recessed Electrical Box or use 1/2" Surface Mount Conduit. Adjustable Knuckle with 1/2" NPS Threads, Sold Separately, Field Installed.

COB LED:

ColorLED COB

Wattage:

20w COB: 20w, System: 21w; (100w HID Equivalent)
40w COB: 40w, System: 43w; (175w HID Equivalent)

Driver:

Electronic Driver, 120-277V, 50/60Hz; 347-480V, 50/60Hz or 347V, 50/60Hz; Less Than 20% THD and PF>0.90. Standard Internal Surge Protection is 2kV for 20w, 6kV for 40w. 0-10V Dimming Standard for a Dimming Range of 100% to 10%; Dimming Source Current is 150 Microamps.

Controls:

Fixtures Ordered with Factory-Installed Photocell or Motion Sensor Controls are Internally Wired for Switching and/or 1-10V Dimming Within the Housing. Remote Direct Wired Interface of 1-10V Dimming is Not Implied and May Not Be Available, Please Consult Factory. Fixtures are Tested with InCon Controls and May Not Function Properly With Controls Supplied By Others. Fixtures are NOT Designed for Use with Line Voltage Dimmers.

Warranty:

5-Year Warranty for -40°C to +50°C Environment.

Certification & Listings:







Ordering Guide:

Model	Wattage	Driver	CCT	Color	Mounting	Options
9071C3						
9071C3 =ColorLED Small Traveler 2C3 Area, Flood and Wall Light	2X10 =20w 2X20 =40w	U =120-277V H =347-480V C =347V* *2x20w only	BL =Blue GR =Green RD =Red	Z =Bronze C =Custom (Consult Factory)	KN =Knuckle* *Optional, field installed. Order only for flood model.	SF =Single Fuse* DF =Double Fuse* SP =Surge Protection P14 =Pencil Photocell, 120-277VAC *120-277V Models Only.

Order Information Example: 9071C32X20UBLKZSP


Note: For Mono Chromatic Amber Color, See Amber Product Page.

Accessories & Replacement Parts:


Mounting Accessories (Order Separately, Field Installed)		Accessories (Order Separately, Field Installed)	Replacement Parts (Order Separately, Field Installed)
FLPTFZ	Die-cast Post Top Fitter for 2 3/4" to 3 1/2" Poles, Bronze Powdercoat Finish, Three (3) 1/2" Coin Plugs.	P18112 208-277V, 240VAC Pencil Photocell	P18114 120-277V, 50/60Hz Pencil Photocell
FLSTK	Heavy Duty Ground Stake, Built-in Wiring Compartment with 1/2" NPS Threaded Fitting, Black Plastic.	 P18112	 P18114
FLSTZ	Die-Cast Adjustable Knuckle with 1/2" NPS Threads, Bronze Powdercoat Finish.		
  			

*Shown Mounted


EPA (Effective Projected Area)

Configuration	EPA (Sq. Ft.)	Weight (Lbs.)
 1	.31	5 Lbs

Distributions



Ground Mount Flood



Wall Mount Cutoff

LED COB Watts	Input Watts	Flood Beam	Wall Mount
COB LED 21w	21	110°H x 100°V, NEMA 7H x 6V	Type III
COB LED 43w	43	100°H x 90°V, NEMA 7H x 6V	Type II