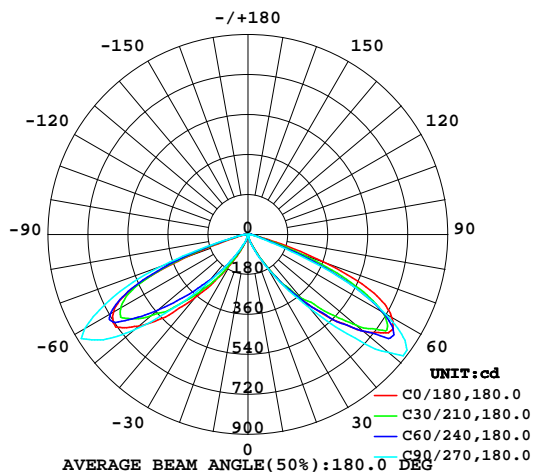


## LUMINAIRE PHOTOMETRIC TEST REPORT

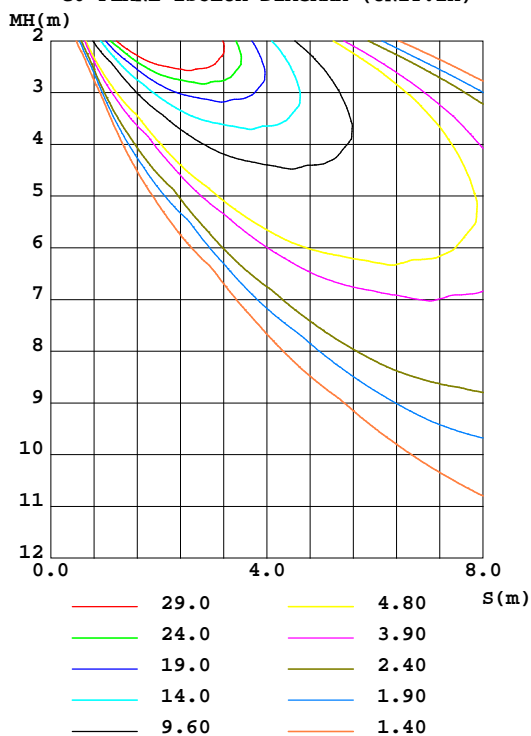
Test:U:120.01V I:0.1303A P:15.641W PF:0.9862 Freq:59.98Hz Lamp Flux:1882.82x1 lm		
NAME: XBLA(24/15/12)W(30/40/50)K	TYPE: T5	WEIGHT:
SPEC.: 3000K	DIM.: 42in	SERIAL No.:
MFR.:	SUR.:	Shielding Angle:

DATA OF LAMP		PHOTOMETRIC DATA Eff: 120.38 lm/W			
MODEL		I <sub>max</sub> (cd)	886.9	S/MH(C0/180)	8.27
NOMINAL POWER(W)	15	LOR(%)	100.0	S/MH(C90/270)	9.13
RATED VOLTAGE(V)	120-277	TOTAL FLUX(lm)	1882.9	h UP,DN(C0-180)	0.0,49.4
NOMINAL FLUX(lm)	1882.82	CIE CLASS	DIRECT	h UP,DN(C180-360)	0.0,50.7
LAMPS INSIDE	1	h up(%)	0.0	CIBSE SHR NOM	1.50
TEST VOLTAGE(V)	120	h down(%)	100.0	CIBSE SHR MAX	1.55

LUMINOUS INTENSITY DISTRIBUTION DIAGRAM



C0 PLANE ISOLUX DIAGRAM (UNIT:lx)



C Range: 0 - 360DEG  
C Interval: 5.0DEG  
Test Speed: HIGH  
Temperature:25.3DEG  
Operators:Richard  
Test Date:2025-08-08

g Range: 0 - 90DEG  
g Interval: 0.5DEG  
Test System:EVERFINE GO-2000A\_V1 SYSTEM V2.00.442  
Humidity:65.0%  
Test Distance:8.930m [K=1.0000]  
Remarks:

## ZONAL FLUX DIAGRAM

## ZONAL FLUX DIAGRAM:

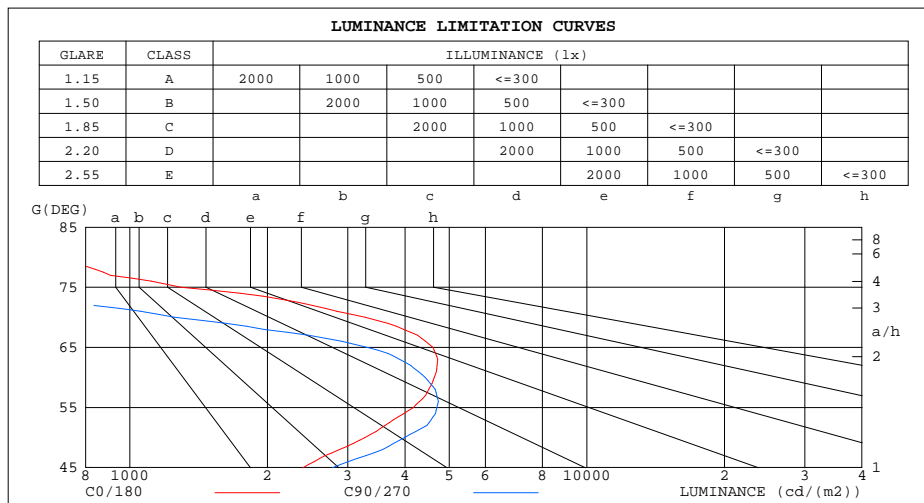
g	C0	C45	C90	C135	C180	C225	C270	C315	g	F zone	F total	%lum,lamp
10	2.965	4.449	5.815	5.587	4.170	2.681	1.884	1.892	0- 10	0.1929	0.1929	0.01,0.01
20	37.86	46.78	51.47	47.91	42.71	34.85	22.18	26.52	10- 20	5.131	5.324	0.28,0.28
30	161.2	147.5	169.9	142.4	150.2	111.8	98.00	107.6	20- 30	38.47	43.79	2.33,2.33
40	398.8	342.5	432.0	337.4	372.1	281.5	290.4	283.9	30- 40	151.0	194.8	10.3,10.3
50	676.9	590.6	826.2	641.0	640.7	524.4	666.6	546.1	40- 50	385.3	580.1	30.8,30.8
60	747.3	656.5	714.3	617.0	699.0	661.0	849.3	723.6	50- 60	649.3	1229	65.3,65.3
70	361.2	217.0	138.4	143.6	276.2	300.9	405.8	340.1	60- 70	512.0	1741	92.5,92.5
80	39.90	30.36	20.90	23.13	30.09	40.52	47.07	49.59	70- 80	120.6	1862	98.9,98.9
90	4.350	6.593	5.695	6.878	4.658	7.675	4.736	10.66	80- 90	20.84	1883	100,100
100									90-100			
110									100-110			
120									110-120			
130									120-130			
140									130-140			
150									140-150			
160									150-160			
170									160-170			
180									170-180			
DEG	LUMINOUS INTENSITY:cd									UNIT:lm		

C Range: 0 - 360DEG  
C Interval: 5.0DEG  
Test Speed: HIGH  
Temperature:25.3DEG  
Operators:Richard  
Test Date:2025-08-08

g Range: 0 - 90DEG  
g Interval: 0.5DEG  
Test System:EVERFINE GO-2000A\_V1 SYSTEM V2.00.442  
Humidity:65.0%  
Test Distance:8.930m [K=1.0000]  
Remarks:

## LUMINANCE LIMITATION CURVES

Test:U:120.01V I:0.1303A P:15.641W PF:0.9862 Freq:59.98Hz Lamp Flux:1882.82x1 lm		
NAME: XBLA(24/15/12)W(30/40/50)K	TYPE: T5	WEIGHT:
SPEC.: 3000K	DIM.: 42in	SERIAL No.:
MFR.:	SUR.:	Shielding Angle:



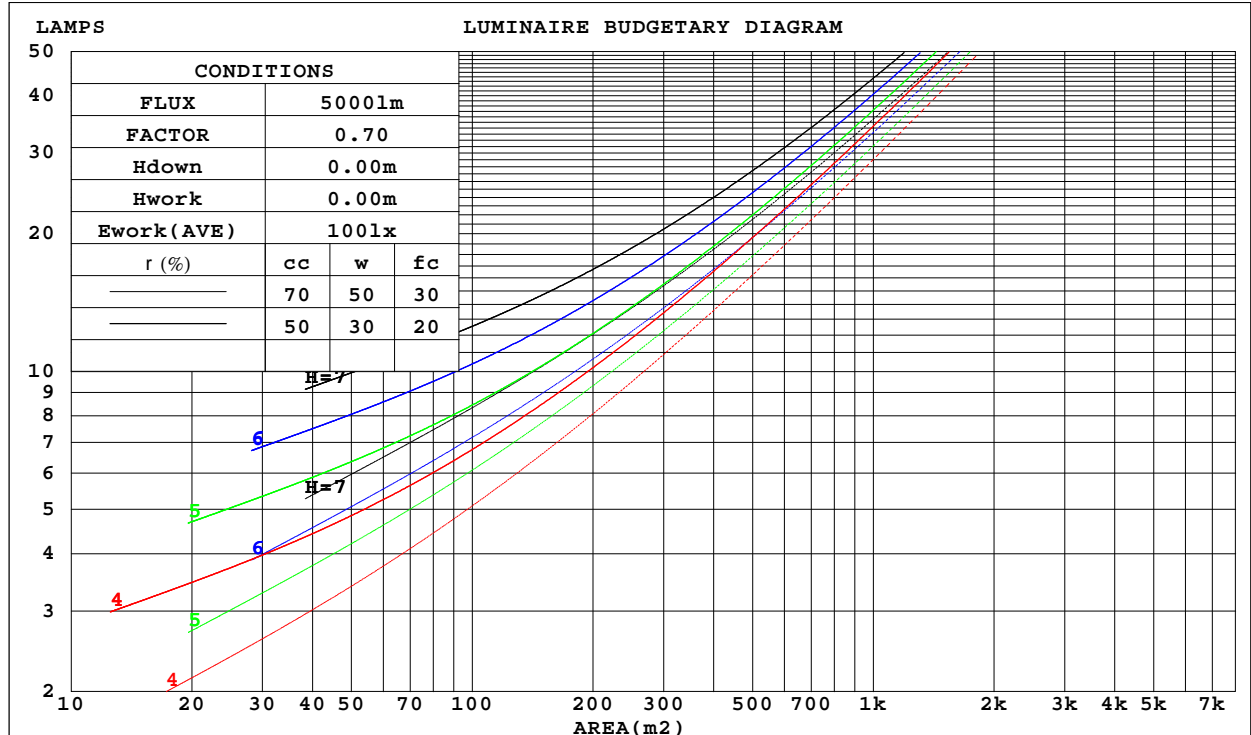
C Range: 0 - 360DEG  
C Interval: 5.0DEG  
Test Speed: HIGH  
Temperature: 25.3DEG  
Operators: Richard  
Test Date: 2025-08-08

g Range: 0 - 90DEG  
g Interval: 0.5DEG  
Test System: EVERFINE GO-2000A\_V1 SYSTEM V2.00.442  
Humidity: 65.0%  
Test Distance: 8.930m [K=1.0000]  
Remarks:

## CU AND LUMINAIRE BUDGETARY ESTIMATE DIAGRAM

Test:U:120.01V I:0.1303A P:15.641W PF:0.9862 Freq:59.98Hz Lamp Flux:1882.82x1 lm		
NAME: XBLA(24/15/12)W(30/40/50)K	TYPE: T5	WEIGHT:
SPEC.: 3000K	DIM.: 42in	SERIAL No.:
MFR.:	SUR.:	Shielding Angle:

r cc	80%			70%			50%			30%			10%			0
r w	50%	30%	10%	50%	30%	10%	50%	30%	10%	50%	30%	10%	50%	30%	10%	0
r fc	20%			20%			20%			20%			20%			0
RCR	RCR:Room Cavity Ratio						Coefficients of Utilization(CU)									
0.0	1.19	1.19	1.19	1.16	1.16	1.16	1.11	1.11	1.11	1.06	1.06	1.06	1.02	1.02	1.02	1.00
1.0	1.01	.96	.91	.98	.94	.90	.94	.90	.87	.90	.87	.84	.86	.84	.81	.79
2.0	.83	.75	.68	.81	.74	.67	.78	.71	.65	.74	.69	.64	.71	.66	.62	.60
3.0	.69	.59	.51	.67	.58	.50	.64	.56	.49	.61	.54	.48	.59	.53	.47	.45
4.0	.58	.47	.38	.56	.46	.38	.54	.45	.38	.51	.43	.37	.49	.42	.36	.34
5.0	.49	.38	.30	.48	.37	.29	.45	.36	.29	.43	.35	.28	.41	.34	.28	.25
6.0	.42	.31	.23	.41	.30	.23	.39	.29	.23	.37	.29	.22	.35	.28	.22	.19
7.0	.36	.26	.18	.35	.25	.18	.34	.25	.18	.32	.24	.18	.31	.23	.17	.15
8.0	.32	.22	.15	.31	.21	.15	.30	.21	.14	.28	.20	.14	.27	.20	.14	.12
9.0	.28	.18	.12	.28	.18	.12	.26	.18	.12	.25	.17	.12	.24	.17	.11	.09
10.0	.25	.16	.10	.25	.16	.10	.24	.15	.10	.23	.15	.10	.22	.15	.09	.07



C Range: 0 - 360DEG  
C Interval: 5.0DEG  
Test Speed: HIGH  
Temperature:25.3DEG  
Operators:Richard  
Test Date:2025-08-08

g Range: 0 - 90DEG  
g Interval: 0.5DEG  
Test System:EVERFINE GO-2000A\_V1 SYSTEM V2.00.442  
Humidity:65.0%  
Test Distance:8.930m [K=1.0000]  
Remarks:

## WEC AND CCEC

Test:U:120.01V I:0.1303A P:15.641W PF:0.9862 Freq:59.98Hz Lamp Flux:1882.82x1 lm		
NAME: XBLA(24/15/12)W(30/40/50)K	TYPE: T5	WEIGHT:
SPEC.: 3000K	DIM.: 42in	SERIAL No.:
MFR.:	SUR.:	Shielding Angle:

r cc	80%			70%			50%			30%			10%			0
r w	50%	30%	10%	50%	30%	10%	50%	30%	10%	50%	30%	10%	50%	30%	10%	0
r fc	20%			20%			20%			20%			20%			0
RCR	RCR:Room Cavity Ratio						Wall Exitance Coefficients(WEC)									
0.0																
1.0	.369	.210	.066	.362	.206	.066	.348	.200	.064	.336	.194	.062	.324	.188	.061	
2.0	.359	.197	.060	.352	.194	.060	.340	.189	.059	.329	.184	.058	.318	.180	.057	
3.0	.335	.178	.053	.329	.176	.053	.318	.172	.052	.308	.169	.052	.298	.165	.051	
4.0	.309	.161	.047	.304	.159	.047	.294	.156	.047	.284	.153	.046	.276	.150	.046	
5.0	.284	.145	.042	.279	.143	.042	.270	.141	.041	.262	.138	.041	.254	.136	.041	
6.0	.261	.131	.037	.256	.130	.037	.248	.127	.037	.241	.125	.037	.234	.123	.037	
7.0	.240	.119	.034	.236	.118	.034	.229	.116	.033	.222	.114	.033	.216	.112	.033	
8.0	.222	.108	.030	.218	.107	.030	.212	.106	.030	.206	.104	.030	.200	.103	.030	
9.0	.206	.099	.028	.202	.099	.028	.197	.097	.028	.191	.096	.027	.186	.095	.027	
10.0	.191	.092	.025	.189	.091	.025	.183	.090	.025	.178	.089	.025	.174	.087	.025	

r cc	80%			70%			50%			30%			10%			0	
r w	50%	30%	10%	50%	30%	10%	50%	30%	10%	50%	30%	10%	50%	30%	10%	0	
r fc	20%			20%			20%			20%			20%			0	
RCR	RCR:Room Cavity Ratio						Ceiling Cavity Exitance Coefficients(CCEC)										
0.0	.190	.190	.190	.163	.163	.163	.111	.111	.111	.064	.064	.064	.020	.020	.020		
1.0	.184	.156	.130	.158	.134	.112	.108	.092	.077	.062	.053	.045	.020	.017	.015		
2.0	.181	.132	.090	.155	.113	.078	.106	.078	.054	.061	.046	.032	.020	.015	.010		
3.0	.177	.115	.065	.152	.099	.056	.104	.069	.040	.060	.040	.023	.019	.013	.008		
4.0	.172	.102	.049	.147	.088	.043	.101	.062	.030	.059	.036	.018	.019	.012	.006		
5.0	.165	.093	.039	.142	.080	.034	.098	.056	.024	.057	.033	.014	.018	.011	.005		
6.0	.158	.085	.032	.136	.074	.028	.094	.051	.020	.054	.030	.012	.018	.010	.004		
7.0	.151	.078	.028	.130	.068	.024	.090	.048	.017	.052	.028	.010	.017	.009	.003		
8.0	.144	.073	.024	.124	.063	.021	.086	.044	.015	.050	.026	.009	.016	.009	.003		
9.0	.137	.068	.021	.118	.059	.019	.082	.041	.013	.048	.024	.008	.015	.008	.003		
10.0	.130	.064	.019	.112	.055	.017	.078	.039	.012	.045	.023	.007	.015	.008	.002		

C Range: 0 - 360DEG  
 C Interval: 5.0DEG  
 Test Speed: HIGH  
 Temperature:25.3DEG  
 Operators:Richard  
 Test Date:2025-08-08

g Range: 0 - 90DEG  
 g Interval: 0.5DEG  
 Test System:EVERFINE GO-2000A\_V1 SYSTEM V2.00.442  
 Humidity:65.0%  
 Test Distance:8.930m [K=1.0000]  
 Remarks:

UGR(Unified Glare Rating) Table

Test:U:120.01V I:0.1303A P:15.641W PF:0.9862 Freq:59.98Hz Lamp Flux:1882.82x1 lm											
NAME: XBLA(24/15/12)W(30/40/50)K					TYPE: T5			WEIGHT:			
SPEC.: 3000K					DIM.: 42in			SERIAL No.:			
MFR.:					SUR.:			Shielding Angle:			
ceiling/cavity	0.7	0.7	0.5	0.5	0.3	0.7	0.7	0.5	0.5	0.3	
walls	0.5	0.3	0.5	0.3	0.3	0.5	0.3	0.5	0.3	0.3	
working plane	0.2	0.2	0.2	0.2	0.2	0.2	0.2	0.2	0.2	0.2	
Room dimensions		Viewed crosswise				Viewed endwise					
x = 2H y = 2H	17.9	19.9	18.2	20.1	20.3	18.0	19.9	18.3	20.2	20.4	
	3H	19.4	21.2	19.7	21.4	21.7	18.6	20.4	18.9	20.6	20.9
	4H	19.5	21.2	19.8	21.4	21.7	18.5	20.2	18.8	20.5	20.8
	6H	19.4	21.0	19.7	21.3	21.6	18.4	20.0	18.8	20.3	20.6
	8H	19.4	20.9	19.7	21.2	21.5	18.4	19.9	18.7	20.2	20.5
	12H	19.3	20.8	19.7	21.1	21.4	18.3	19.8	18.7	20.1	20.4
4H	2H	18.5	20.2	18.8	20.4	20.7	18.5	20.2	18.9	20.5	20.8
	3H	19.9	21.3	20.2	21.6	22.0	19.1	20.6	19.5	20.9	21.2
	4H	19.9	21.3	20.3	21.6	22.0	19.0	20.4	19.4	20.7	21.1
	6H	19.9	21.1	20.3	21.4	21.8	19.0	20.2	19.4	20.5	20.9
	8H	19.9	21.0	20.3	21.4	21.8	19.0	20.0	19.4	20.4	20.8
	12H	19.9	20.9	20.3	21.3	21.7	18.9	19.9	19.4	20.3	20.7
8H	4H	19.9	21.0	20.3	21.3	21.7	19.0	20.1	19.4	20.5	20.9
	6H	19.9	20.8	20.3	21.2	21.6	19.0	19.9	19.4	20.3	20.7
	8H	19.9	20.7	20.3	21.1	21.6	19.0	19.8	19.4	20.2	20.7
	12H	19.9	20.5	20.4	21.0	21.5	19.0	19.6	19.4	20.1	20.6
12H	4H	19.8	20.8	20.3	21.2	21.6	19.0	20.0	19.4	20.4	20.8
	6H	19.8	20.6	20.3	21.1	21.5	19.0	19.8	19.4	20.2	20.6
	8H	19.9	20.5	20.3	21.0	21.5	19.0	19.6	19.4	20.1	20.6
Variations with the observer position at spacings(CIE Pub.117):											
S = 1.0H	+ 0.1 / - 0.2					+ 0.2 / - 0.3					
1.5H	+ 0.6 / - 0.4					+ 1.3 / - 1.1					
2.0H	+ 0.9 / - 2.1					+ 1.1 / - 3.0					

CIE Pub.117, 1883 lm Total Lamp Luminous Flux Correct (8log(F/F0) = 2.2)  
Area: 0.3224 m2

C Range: 0 - 360DEG  
C Interval: 5.0DEG  
Test Speed: HIGH  
Temperature:25.3DEG  
Operators:Richard  
Test Date:2025-08-08

g Range: 0 - 90DEG  
g Interval: 0.5DEG  
Test System:EVERFINE GO-2000A\_V1 SYSTEM V2.00.442  
Humidity:65.0%  
Test Distance:8.930m [K=1.0000]  
Remarks:

## UTILIZATION FACTORS TABLE

Test:U:120.01V I:0.1303A P:15.641W PF:0.9862 Freq:59.98Hz Lamp Flux:1882.82x1 lm		
NAME: XBLA(24/15/12)W(30/40/50)K	TYPE: T5	WEIGHT:
SPEC.: 3000K	DIM.: 42in	SERIAL No.:
MFR.:	SUR.:	Shielding Angle:

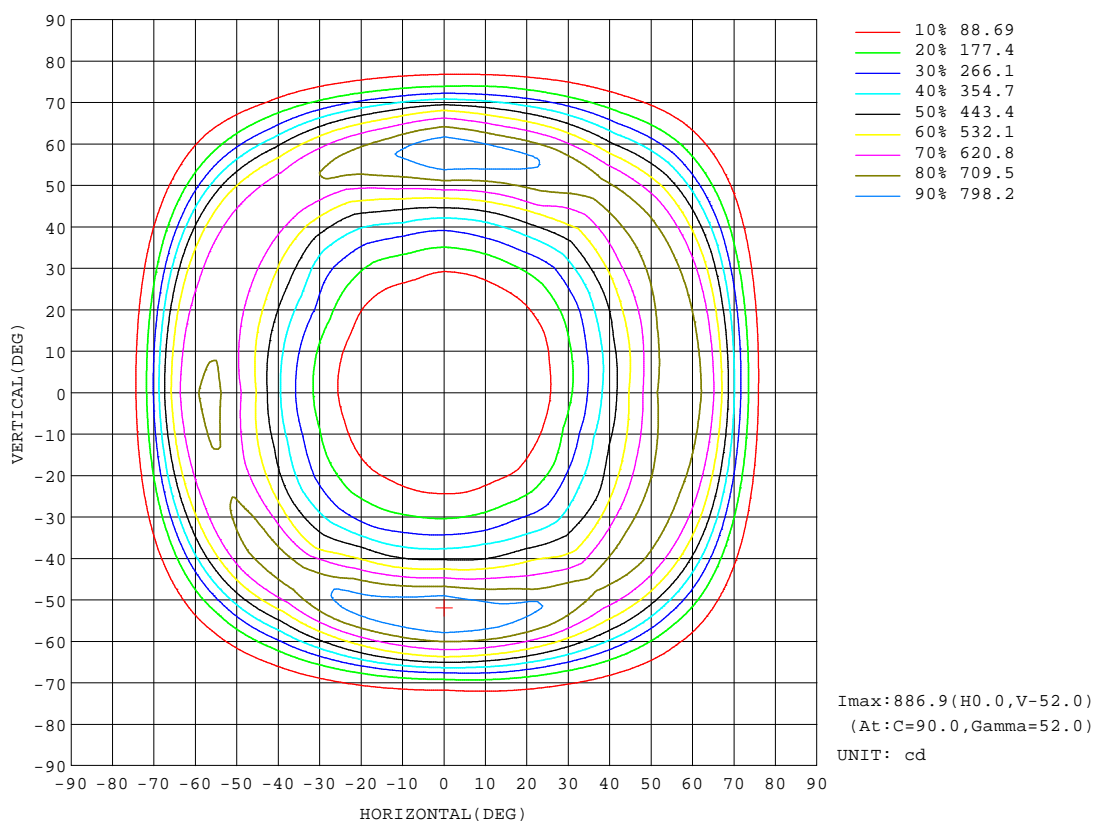
REFLECTANCE										
Ceiling	0.8	0.8	0.8	0.7	0.7	0.7	0.5	0.5	0.5	0
Walls	0.7	0.5	0.3	0.7	0.5	0.3	0.7	0.5	0.3	0
Working plane	0.2	0.2	0.2	0.2	0.2	0.2	0.2	0.2	0.2	0
ROOM INDEX	UTILIZATION FACTORS(PERCENT) $k(RI) \times RCR = 5$									
k = 0.60	36	21	11	35	20	11	34	20	11	3
0.80	48	32	22	47	32	22	45	31	22	12
1.00	59	44	34	58	44	34	55	46	34	24
1.25	69	55	45	67	54	45	64	52	44	34
1.50	76	62	53	74	61	52	70	59	51	42
2.00	86	75	66	84	73	65	80	71	64	54
2.50	92	82	74	90	80	73	85	77	71	61
3.00	97	88	81	94	86	80	90	83	78	68
4.00	102	95	89	100	93	88	95	90	85	75
5.00	106	100	95	103	98	93	98	94	90	80
ROOM INDEX	UF(total)									Direct
According to DIN EN 13032-2 2004			Suspended					SHRNOM = 1.25		

C Range: 0 - 360DEG  
 C Interval: 5.0DEG  
 Test Speed: HIGH  
 Temperature:25.3DEG  
 Operators:Richard  
 Test Date:2025-08-08

g Range: 0 - 90DEG  
 g Interval: 0.5DEG  
 Test System:EVERFINE GO-2000A\_V1 SYSTEM V2.00.442  
 Humidity:65.0%  
 Test Distance:8.930m [K=1.0000]  
 Remarks:

## ISOCANDELA DIAGRAM

Test:U:120.01V I:0.1303A P:15.641W PF:0.9862 Freq:59.98Hz Lamp Flux:1882.82x1 lm		
NAME: XBLA(24/15/12)W(30/40/50)K	TYPE: T5	WEIGHT:
SPEC.: 3000K	DIM.: 42in	SERIAL No.:
MFR.:	SUR.:	Shielding Angle:



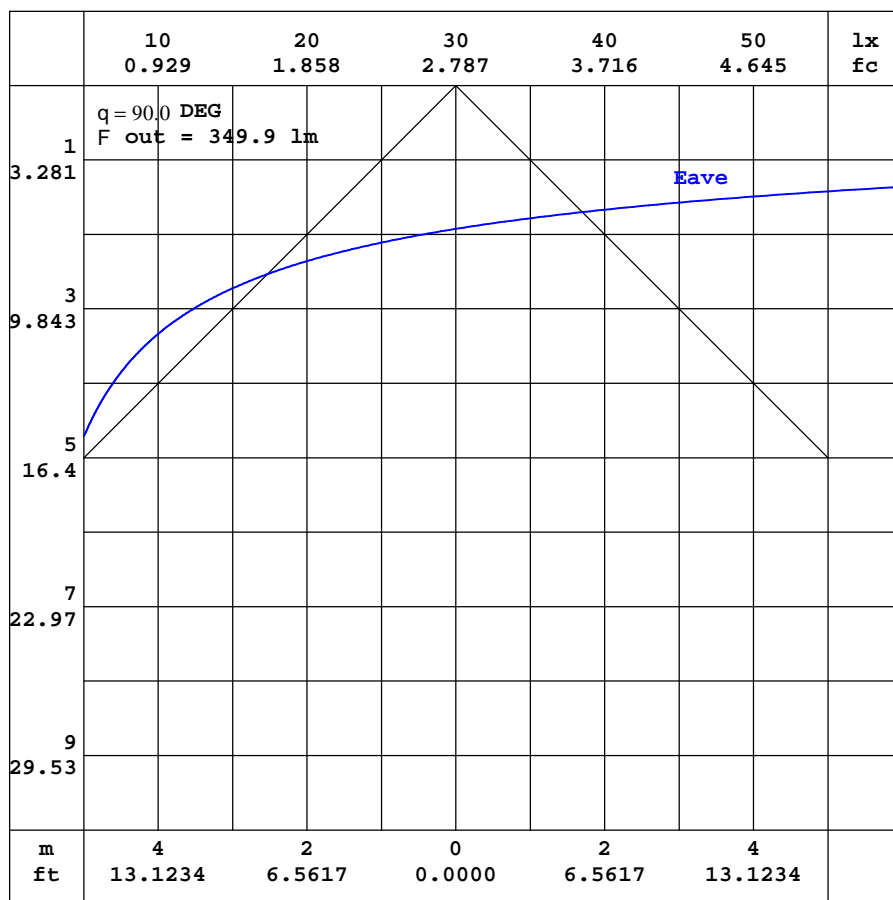
C Range: 0 - 360DEG  
C Interval: 5.0DEG  
Test Speed: HIGH  
Temperature:25.3DEG  
Operators:Richard  
Test Date:2025-08-08

g Range: 0 - 90DEG  
g Interval: 0.5DEG  
Test System:EVERFINE GO-2000A\_V1 SYSTEM V2.00.442  
Humidity:65.0%  
Test Distance:8.930m [K=1.0000]  
Remarks:



## AAI CURVES

Test:U:120.01V I:0.1303A P:15.641W PF:0.9862 Freq:59.98Hz Lamp Flux:1882.82x1 lm		
NAME: XBLA(24/15/12)W(30/40/50)K	TYPE: T5	WEIGHT:
SPEC.: 3000K	DIM.: 42in	SERIAL No.:
MFR.:	SUR.:	Shielding Angle:



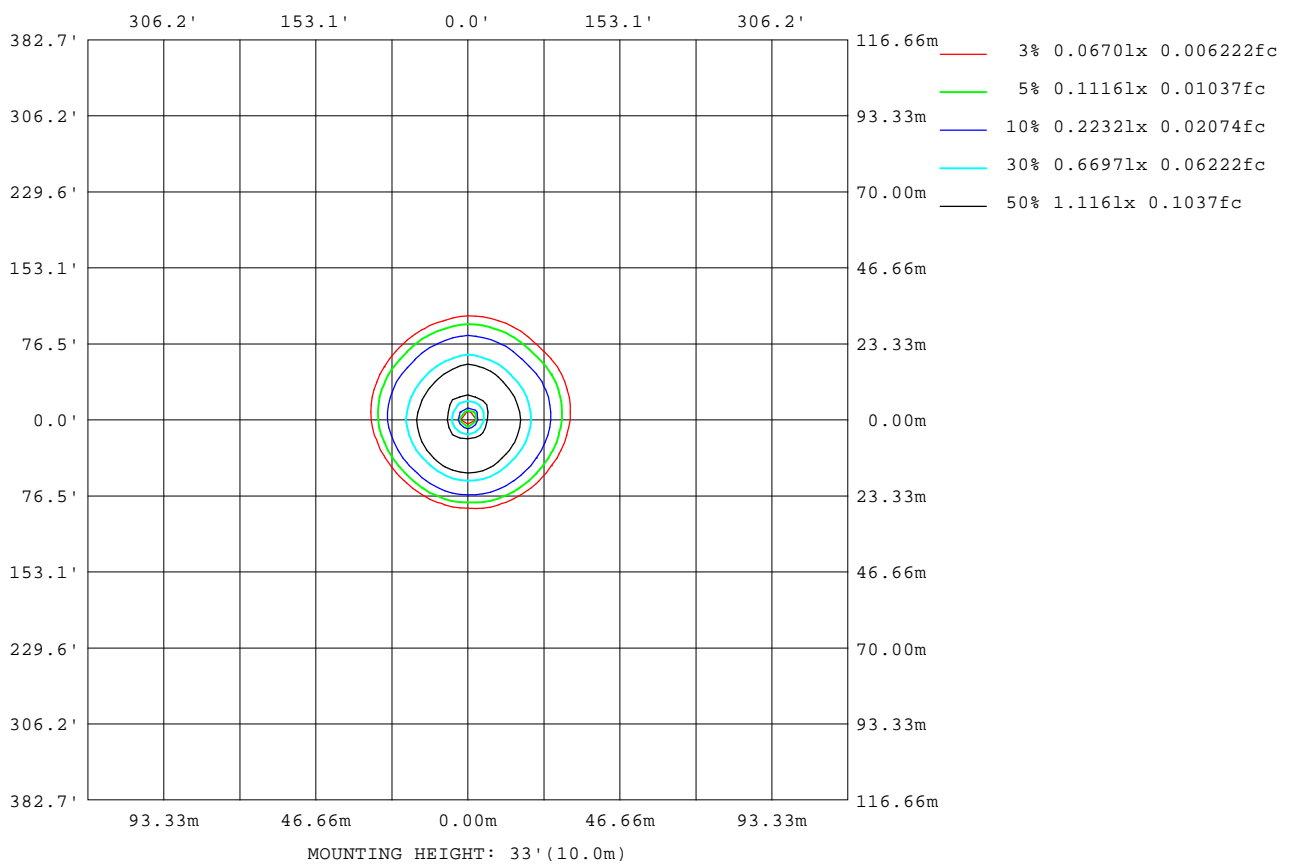
Note: The Curves indicate the illuminated area and the average illumination when the luminaire is at different distance.

C Range: 0 - 360DEG  
 C Interval: 5.0DEG  
 Test Speed: HIGH  
 Temperature: 25.3DEG  
 Operators: Richard  
 Test Date: 2025-08-08

g Range: 0 - 90DEG  
 g Interval: 0.5DEG  
 Test System: EVERFINE GO-2000A\_V1 SYSTEM V2.00.442  
 Humidity: 65.0%  
 Test Distance: 8.930m [K=1.0000]  
 Remarks:

## ISOLUX DIAGRAM

Test:U:120.01V I:0.1303A P:15.641W PF:0.9862 Freq:59.98Hz Lamp Flux:1882.82x1 lm		
NAME: XBLA(24/15/12)W(30/40/50)K	TYPE: T5	WEIGHT:
SPEC.: 3000K	DIM.: 42in	SERIAL No.:
MFR.:	SUR.:	Shielding Angle:



C Range: 0 - 360DEG  
C Interval: 5.0DEG  
Test Speed: HIGH  
Temperature: 25.3DEG  
Operators: Richard  
Test Date: 2025-08-08

g Range: 0 - 90DEG  
g Interval: 0.5DEG  
Test System: EVERFINE GO-2000A\_V1 SYSTEM V2.00.442  
Humidity: 65.0%  
Test Distance: 8.930m [K=1.0000]  
Remarks:

## LED Avg.L Report

Test:U:120.01V I:0.1303A P:15.641W PF:0.9862 Freq:59.98Hz Lamp Flux:1882.82x1 lm		
NAME: XBLA(24/15/12)W(30/40/50)K	TYPE: T5	WEIGHT:
SPEC.: 3000K	DIM.: 42in	SERIAL No.:
MFR.:	SUR.:	Shielding Angle:

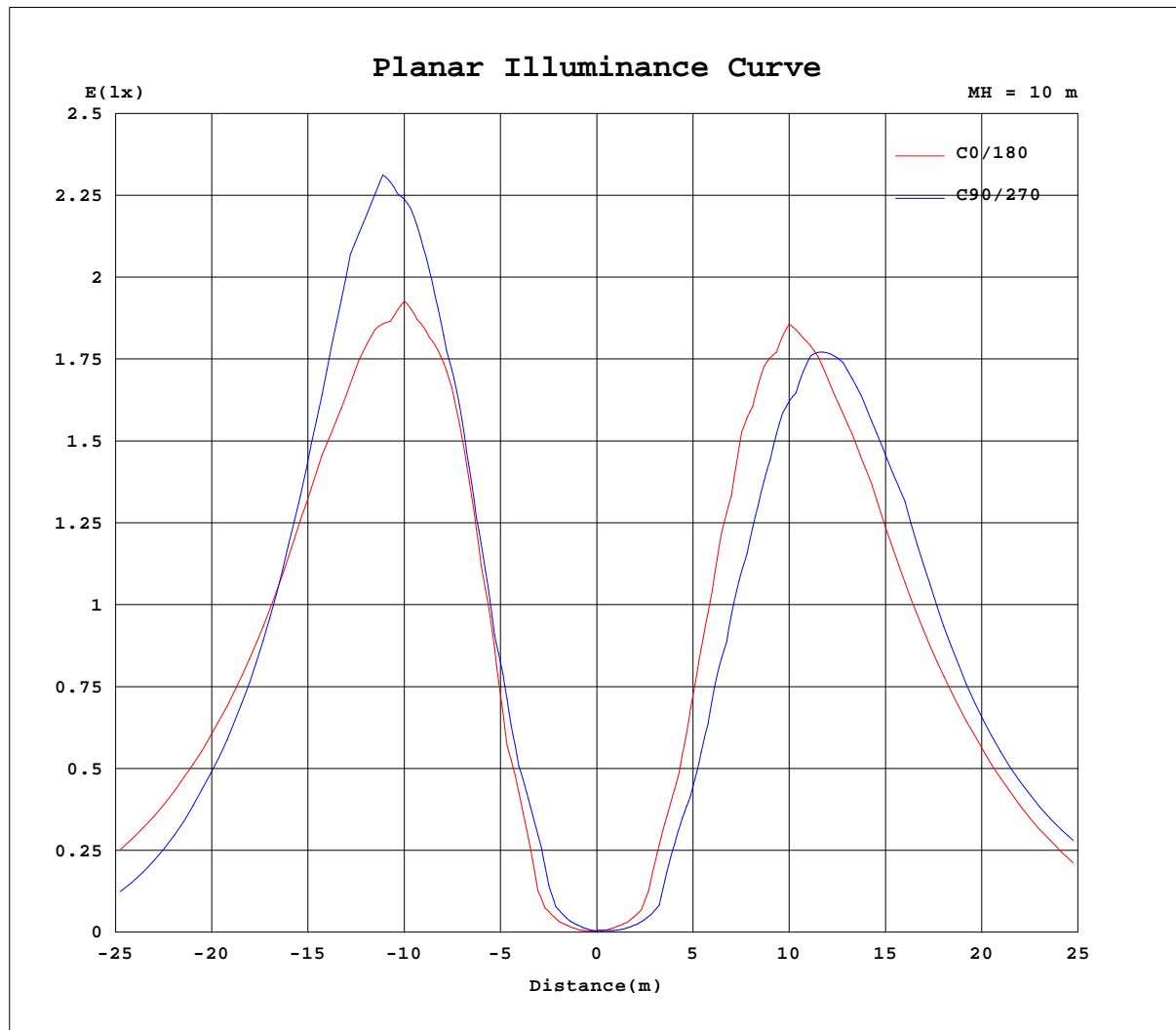
AvgL	cd/m2
L_0~180(65)av	4412
L_0~180(75)av	1084
L_0~180(85)av	406
L_90~270(65)av	4122
L_90~270(75)av	1106
L_90~270(85)av	450
L_45(65)av	3585
L_45(75)av	1027
L_45(85)av	586

Standard: GB/T 29293-2012

C Range: 0 - 360DEG  
C Interval: 5.0DEG  
Test Speed: HIGH  
Temperature:25.3DEG  
Operators:Richard  
Test Date:2025-08-08

g Range: 0 - 90DEG  
g Interval: 0.5DEG  
Test System:EVERFINE GO-2000A\_V1 SYSTEM V2.00.442  
Humidity:65.0%  
Test Distance:8.930m [K=1.0000]  
Remarks:

## Planar Illuminance Curve



C Range: 0 - 360DEG  
C Interval: 5.0DEG  
Test Speed: HIGH  
Temperature: 25.3DEG  
Operators: Richard  
Test Date: 2025-08-08

g Range: 0 - 90DEG  
g Interval: 0.5DEG  
Test System: EVERFINE GO-2000A\_V1 SYSTEM V2.00.442  
Humidity: 65.0%  
Test Distance: 8.930m [K=1.0000]  
Remarks:

## LUMINOUS DISTRIBUTION INTENSITY DATA

Test:U:120.01V I:0.1303A P:15.641W PF:0.9862 Freq:59.98Hz Lamp Flux:1882.82x1 lm		
NAME: XBLA(24/15/12)W(30/40/50)K	TYPE: T5	WEIGHT:
SPEC.: 3000K	DIM.: 42in	SERIAL No.:
MFR.:	SUR.:	Shielding Angle:

UNIT: cd

[illegible]

```
g Range: 0 - 90DEG
g Interval: 0.5DEG
Test System:EVERFINE GO-2000A_V1 SYSTEM V2.00.442
Humidity:65.0%
Test Distance:8.930m [K=1.0000]
Remarks:
```

## LUMINOUS DISTRIBUTION INTENSITY DATA

Test:U:120.01V I:0.1303A P:15.641W PF:0.9862 Freq:59.98Hz Lamp Flux:1882.82x1 lm		
NAME: XBLA(24/15/12)W(30/40/50)K	TYPE: T5	WEIGHT:
SPEC.: 3000K	DIM.: 42in	SERIAL No.:
MFR.:	SUR.:	Shielding Angle:

Table--2

UNIT: cd

[illegible]

C Range: 0 - 360DEG  
C Interval: 5.0DEG  
Test Speed: HIGH  
Temperature: 25.3DEG  
Operators: Richard  
Test Date: 2025-08-08

```
g Range: 0 - 90DEG
g Interval: 0.5DEG
Test System:EVERFINE GO-2000A_V1 SYSTEM V2.00.442
Humidity:65.0%
Test Distance:8.930m [K=1.0000]
Remarks:
```

## LUMINOUS DISTRIBUTION INTENSITY DATA

Test:U:120.01V I:0.1303A P:15.641W PF:0.9862 Freq:59.98Hz Lamp Flux:1882.82x1 lm		
NAME: XBLA(24/15/12)W(30/40/50)K	TYPE: T5	WEIGHT:
SPEC.: 3000K	DIM.: 42in	SERIAL No.:
MFR.:	SUR.:	Shielding Angle:

Table--3

UNIT: cd

[illegible]

C Range: 0 - 360DEG  
C Interval: 5.0DEG  
Test Speed: HIGH  
Temperature: 25.3DEG  
Operators: Richard  
Test Date: 2025-08-08

```
g Range: 0 - 90DEG
g Interval: 0.5DEG
Test System:EVERFINE GO-2000A_V1 SYSTEM V2.00.442
Humidity:65.0%
Test Distance:8.930m [K=1.0000]
Remarks:
```

