



MICROWAVE MOTION SENSOR

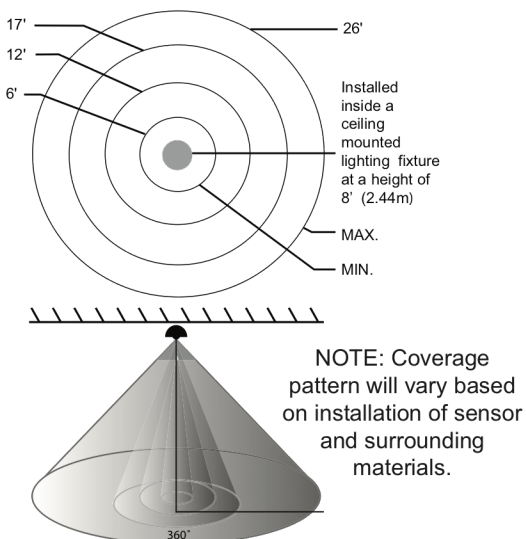
- Adjustable Time, Reach, and Dusk-To-Dawn Sensitivity
- Detects Motion Using High Frequency
- Mounting Bracket for Installation
- Installs Discretely Behind Fixture Lens



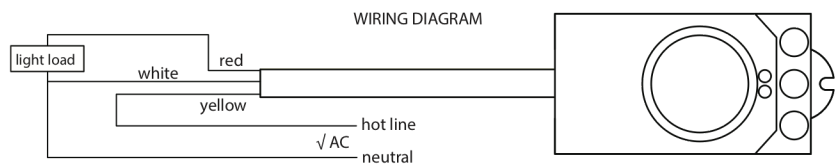
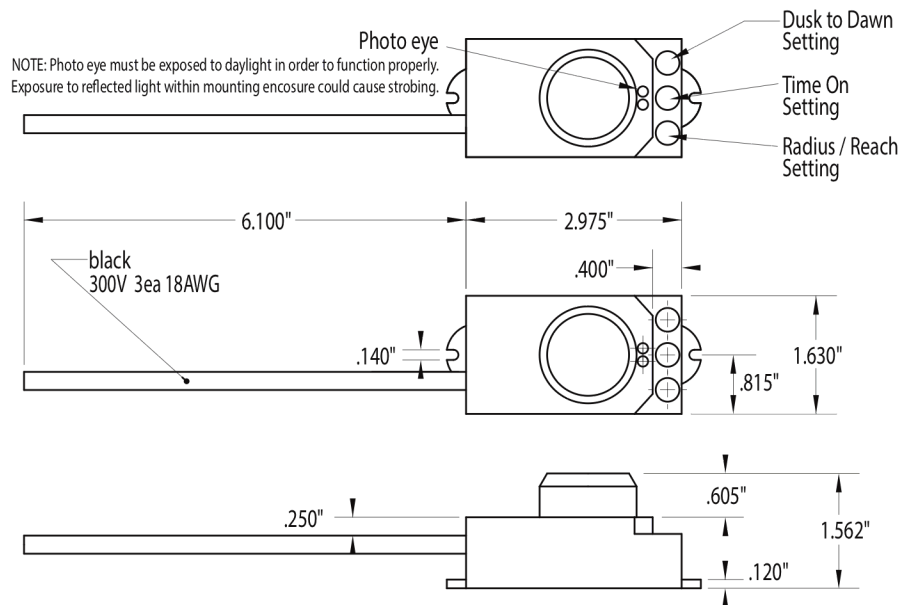
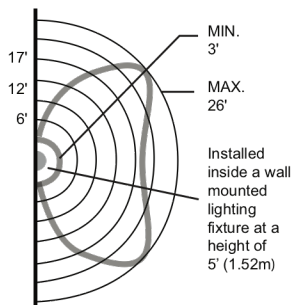
SPECIFICATIONS

- Input Voltage: 100-277VAC; 50/60Hz
- Operating Frequency: 5.8GHz
- Rated Load: 600W @ 100VAC Incandescent, 200W @ 277VAC LED, 1200W @ 277VAC Incandescent
- 2.6W Power Consumption (Static State)
- <10mw Transmission Power
- 360° Front Detection Angle
- 160° Side Detection Angle
- 39" to 26' Adjustable Detection Distance
- Delay: 8 Seconds to 12 Minutes
- Dusk-To-Dawn Sensitivity from 2-2000Lux (2000Lux is OFF)
- Non Dimmable
- UL CUL Listed
- FCC compliance Class B

Ceiling Mount



Wall Mount



*Specifications can change without notice